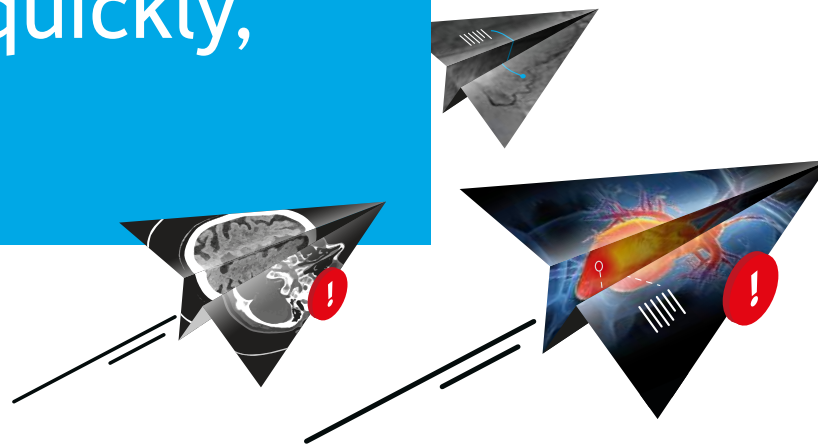


EVOCS®

Digitally share
medical images quickly,
safely and easily



Review, report, store and share.

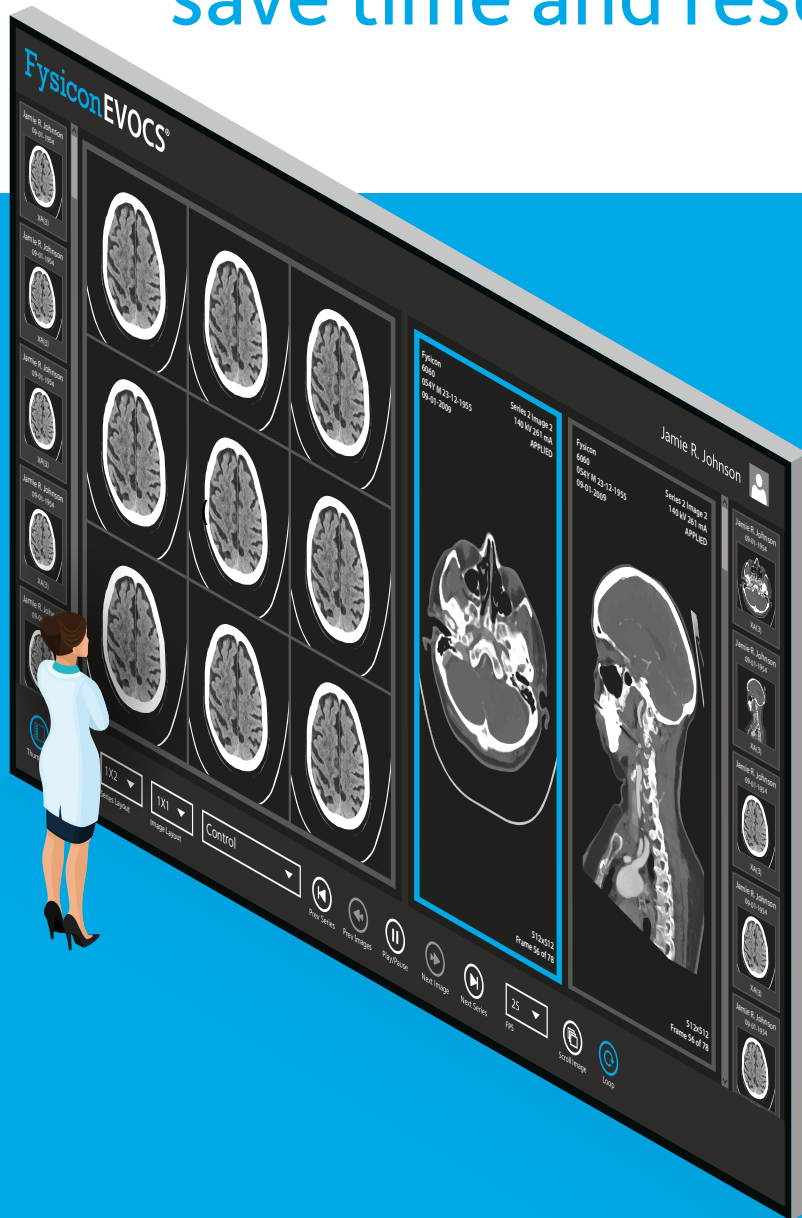
EVOCS is the most accepted way for healthcare facilities in the Netherlands to share medical images and reports. The EVOCS web application enables medical professionals in hospitals to assess, report and store diagnostic images quickly and efficiently. Patients are referred faster, supported by instant image sharing which speeds up diagnosis.

Anytime, anywhere

Fysicon
creating medical solutions

A CANON GROUP COMPANY

EVOCS[®] efficiency: save time and resources.



How does it work?

The EVOCS web application accesses patient data from various information sources, like PACS and HIS, and integrates them with (DICOM) modalities such as MRI, CT, XA, US and ECG. This allows healthcare organisations to share images and reports in diagnostic quality. User-friendly, fast and safe.

Simple and efficient

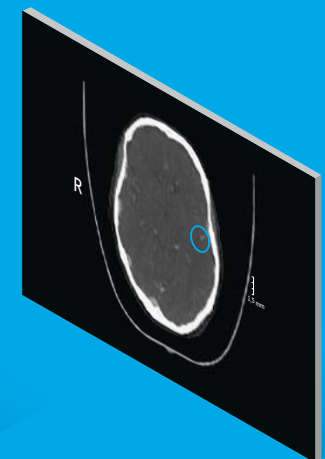

The EVOCS web application is intuitive, secure and stable. The advanced technology is easy to use, so time saving.

Always maintain an overview

Have a clear overview of scans/studies and documents sent and received or the status of a sent message.

Add measurements + notes

EVOCS has its own online viewer which also allows measurements and annotations. Or you can view images in your own (PACS) viewer.



How EVOCS works

EVOCS is a web application which enables medical images and reports to be shared quickly and securely. All you need is a computer with an Internet connection.

Many participating organisations connect the EVOCS application to a PACS, VNA or EMR using the EVOCS Engine. This makes it possible to send images and reports from a PACS or VNA and store received studies under the correct patient.

Besides the basic feature of sharing and receiving files, EVOCS can be expanded with several optional modules:

- **EVOCS Transfer:** share images and reports without an account
- **HL7 Connection:** smart patient ID verification
- **Autostore:** save time by automating processes



Real time consultation

Convenient communication and assessment options. The live chat feature lets you share messages with specialists for a quick real time consultation.



Guaranteed secure transmission

Fysicon is ISO 27001 and ISO 13485 certified. This means that EVOCS (and all our other products) complies with the most stringent international safety and reliability standards, including GDPR (General Data Protection Regulation).

Connections

EVOCS can also connect with your existing PACS and HIS. It is even possible to share a study directly from a modality itself.

Complies with international standards DICOM, HL7

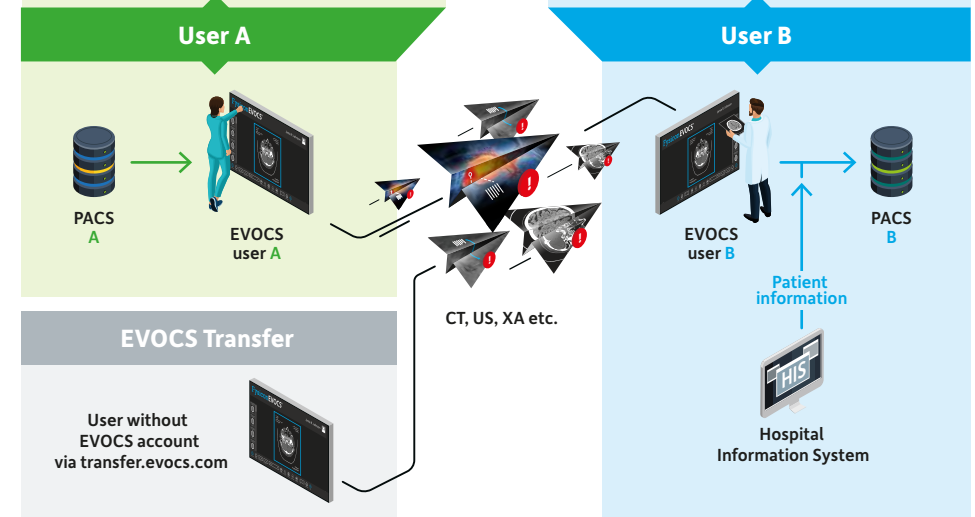
EVOCS uses DICOM and HL7 standards.

Get started today

You can get started with EVOCS today. Go to www.fysicon.com/en/evocs/

The EVOCS platform lets you log in and retrieve images and reports from the EVOCS-connected image archive (PACS, VNA, etc.) or from a local storage location and share them with another healthcare facility.

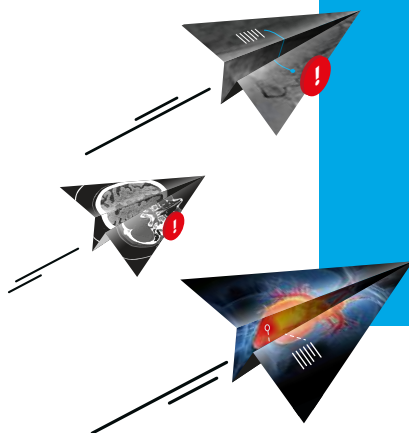
A receiving healthcare facility can either view these images and reports in the online EVOCS viewer or save them to the image archive and view them in a viewer of their choice.



The EVOCS® network in the Netherlands



Get started today.



How about EVOCS® in your department?

Request an on-site demo at www.fysicon.com/en/evocs/

EVOCS is based on web technology and can therefore be used anytime, anywhere. No costly infrastructure investments or lengthy implementation processes are required. Check out our website for more details and request a demo using the contact form. An EVOCS account can be set up within a day, so you could be using EVOCS today!

Anytime, anywhere

85% of Dutch hospitals use EVOCS

Fysicon is the market leader in digital medical image sharing in the Netherlands.



Hooghevelstraat 114
5349 BA Oss
The Netherlands



fysicon.com



info@fysicon.com



+31 (0) 412 65 33 33

Fysicon

creating medical solutions

A CANON GROUP COMPANY